



WE KNOW BRUNN- S- WICK EAST

SUBURB PROFILE



motionproperty

BRUNSWICK EAST



4.8km

Distance from GPO



11.5k

Population

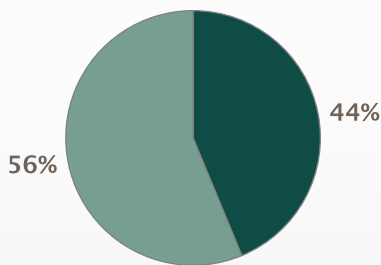
↑ 35.6%

5 year population change

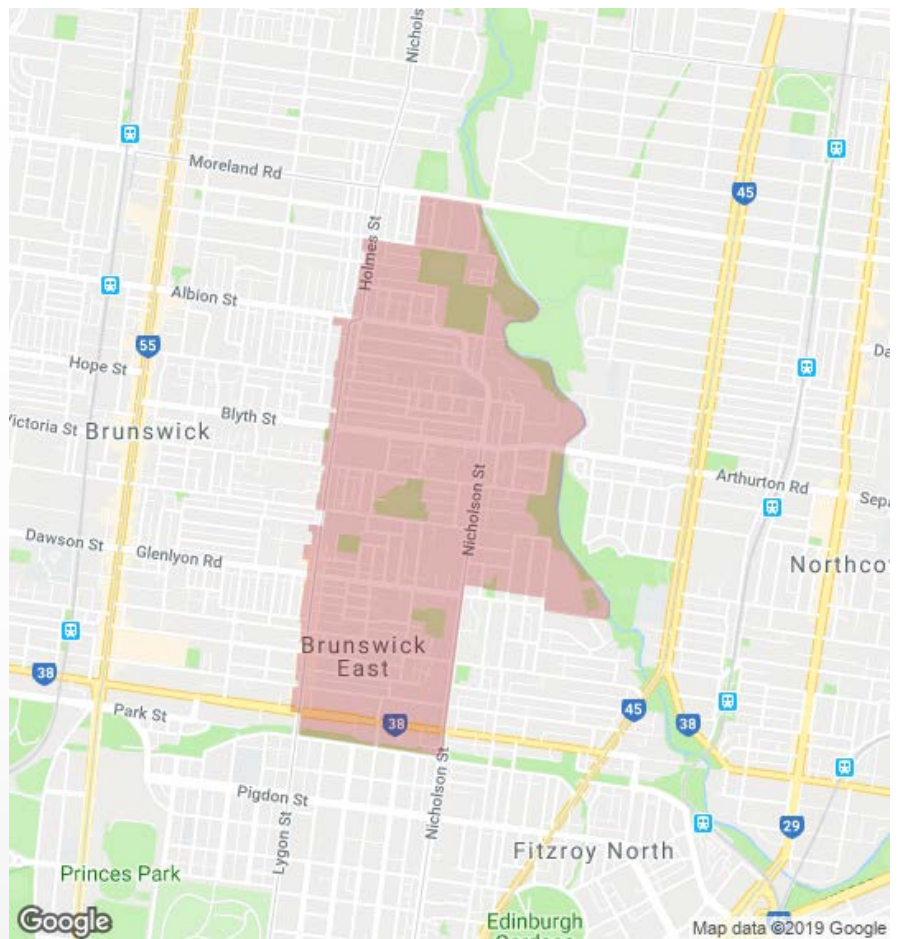


8 years

Average length of ownership



Owner Occupiers Renters



The size of Brunswick East is approximately 2.2 square kilometres. It has 15 parks covering nearly 11.4% of total area. The population of Brunswick East in 2011 was 8,477 people. By 2016 the population was 11,492 showing a population growth of 35.6% in the area during that time. The predominant age group in Brunswick East is 20-29 years. Households in Brunswick East are primarily childless couples and are likely to be repaying \$1800 - \$2399 per month on mortgage repayments. In general, people in Brunswick East work in a professional occupation. In 2011, 52.2% of the homes in Brunswick East were owner-occupied compared with 42.5% in 2016. Currently the median sales price of houses in the area is \$1,001,500.



Total dwellings



Total new listings*



Median Value



Total number currently listed



2,285

73

\$1,001,133

25



4,422

282

\$551,185

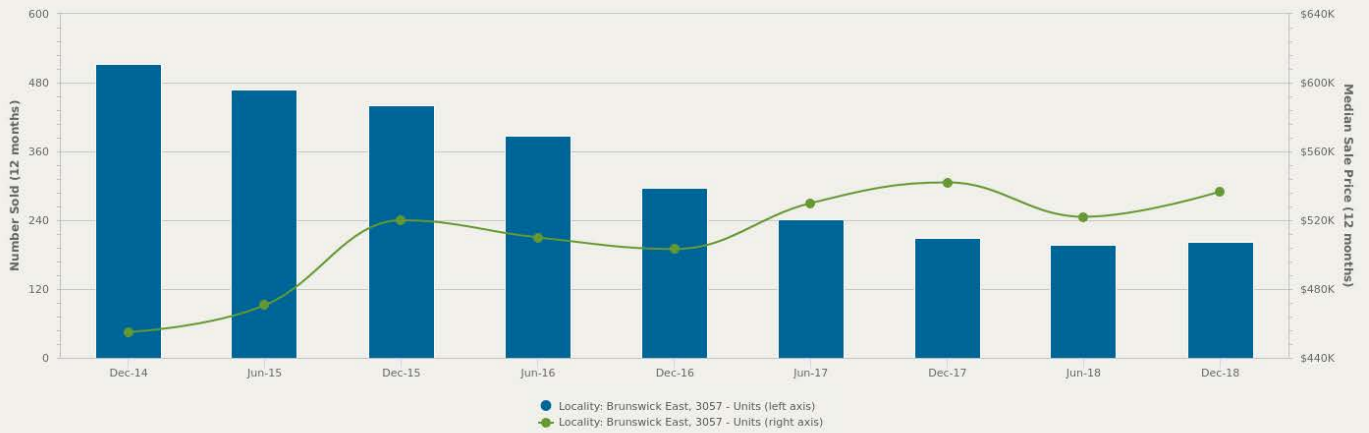
177

*Total number of unique properties listed for sale over the past 12 months.

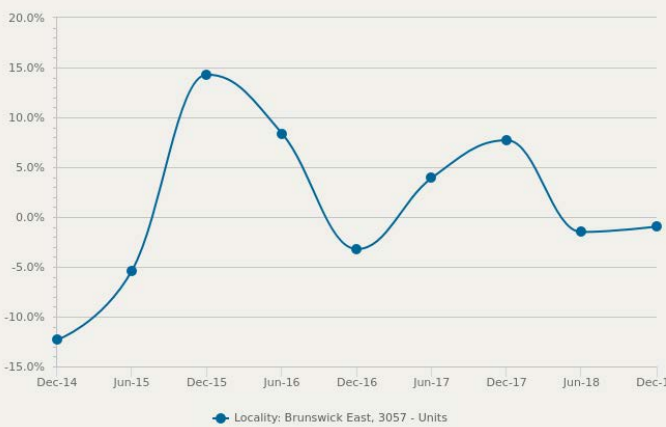


UNITS: FOR SALE

Number Sold vs. Median Sale Price



Change in Median Price



Average Days on Market vs. Average Vendor Discount



\$\$\$

Upper Quartile Price*

\$603,750

The 75th percentile sale price of sales over the past 12 months within the suburb.

\$\$

Median Price*

\$536,750

The middle sale price of all transactions recorded over the past 12 months within the suburb. Note that sale prices lower than \$10,000 and higher than \$80,000,000 are excluded from the analysis.

\$

Lower Quartile Price*

\$415,375

The 25th percentile sale price of sales over the past 12 months within the suburb.

*Statistics are calculated over a rolling 12 month period



UNITS: MARKET ACTIVITY SNAPSHOT

ON THE MARKET

71

1
BEDROOMS



**501/22 Barkly Street
Brunswick East VIC 3057**
Listed on 18 Mar 2019
Price guide \$385,000 - \$420,000



**217/1 Brunswick Road
Brunswick East VIC 3057**
Listed on 18 Mar 2019
\$370,000-\$390,000



**20/67 Nicholson Street
Brunswick East VIC 3057**
Sold on 27 Feb 2019
\$350,000*



**1102/176 Edward Street
Brunswick East VIC 3057**
Sold on 21 Feb 2019
\$320,000*



86

2
BEDROOMS



**601/394 Lygon Street
Brunswick East VIC 3057**
Listed on 18 Mar 2019
\$700,000 - \$750,000



**402/65 Nicholson Street
Brunswick East VIC 3057**
Listed on 18 Mar 2019
\$575,000



**1/168 Donald Street
Brunswick East VIC 3057**
Sold on 16 Mar 2019
Not Disclosed



**7/11 John Street Brunswick
East VIC 3057**
Sold on 14 Mar 2019
\$490,000*



16

3
BEDROOMS



**11-15 Brunswick Road
Brunswick East VIC 3057**
Listed on 19 Mar 2019
Not Disclosed



**506/11-15 Brunswick Road
Brunswick East VIC 3057**
Listed on 18 Mar 2019
\$980,000



**2/127 Victoria Street
Brunswick East VIC 3057**
Sold on 04 Mar 2019
Not Disclosed



**44/195-197 Lygon Street
Brunswick East VIC 3057**
Sold on 22 Dec 2018
\$770,000

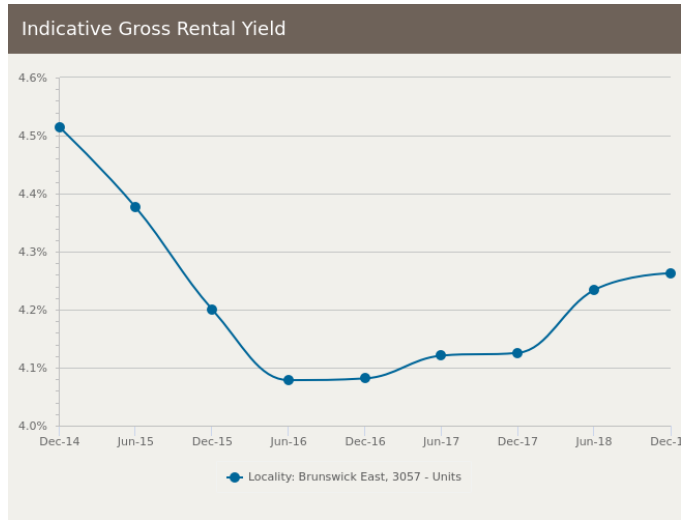
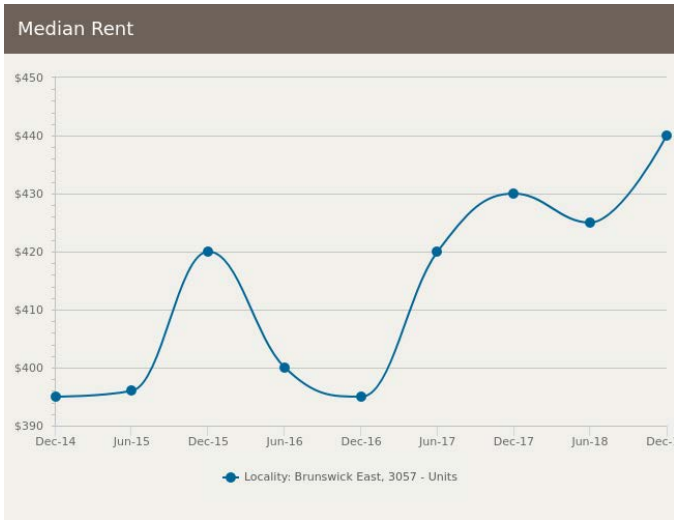


= number of units currently On the Market or Sold within the last 6 months

*Agent advised



UNITS: FOR RENT



UNITS: RENTAL ACTIVITY SNAPSHOT

FOR RENT

49

1
BEDROOMS

<p>211/408 Lygon Street Brunswick East VIC 3057</p> <p>Listed on 19 Mar 2019 - /W</p> <p> 1 1 </p>	<p>247/22 Barkly Street Brunswick East VIC 3057</p> <p>Listed on 18 Mar 2019 \$420/W</p> <p> 1 1 </p>
--	---

51

2
BEDROOMS

<p>210/1 Brunswick Road Brunswick East VIC 3057</p> <p>Listed on 18 Mar 2019 \$470/W</p> <p> 1 2 1,775m²</p>	<p>211/1 Brunswick Road Brunswick East VIC 3057</p> <p>Listed on 18 Mar 2019 \$430/W</p> <p> 1 2 </p>
--	---

5

3
BEDROOMS

<p>17 Ivory Way Brunswick East VIC 3057</p> <p>Listed on 19 Mar 2019 - /W</p> <p> 1 2 122m²</p>	<p>37 Roberts Street Brunswick East VIC 3057</p> <p>Listed on 12 Mar 2019 \$710/W</p> <p> 2 2 103m²</p>
---	---



= number of units observed as On the Market for Rent within the last month

Disclaimer

CoreLogic Disclaimer

Whilst all reasonable effort is made to ensure the information in this publication is current, CoreLogic does not warrant the accuracy or completeness of the data and information contained in this publication and to the full extent not prohibited by law excludes all for any loss or damage arising in connection with the data and information contained in this publication.

The listing prices shown represent the first and last listing price CoreLogic recorded in the advertising campaign for the property. In some instances we may have derived the price from the advertisement text. Where we have been unable to derive the price from the advertisement text (for example "Auctions"), the discount calculations will be unavailable.

Census statistics are provided by the Australian Bureau of Statistics (ABS) available at <http://www.abs.gov.au/> under Creative Commons Attribution 2.5 (<http://creativecommons.org/licenses/by/2.5/au/legalcode>).

State Government Copyright Notice and Disclaimer

VIC - The State of Victoria owns the copyright in the Property Sales Data and reproduction of that data in any way without the consent of the State of Victoria will constitute a breach of the Copyright Act 1968 (Cth). The State of Victoria does not warrant the accuracy or completeness of the Property Sales Data and any person using or relying upon such information does so on the basis that the State of Victoria accepts no responsibility or liability whatsoever for any errors, faults, defects or omissions in the information supplied.

Publisher

RP Data Pty Ltd trading as CoreLogic Asia Pacific
ABN 67 087 759 171
P: 1300 734 318
E: support@corelogic.com.au

Motion Property Disclaimer

All information contained in this communication is to be used as a guide only. Motion Property has no belief one way or the other as to whether the information contained in this communication is correct. Motion Property and its employees do not accept any liability (direct or indirect) for the accuracy of the information, any injury, loss, claim, damage or any incidental or consequential damages, including but not limited to lost profits or savings, arising out of or in any way connected with the use of any information, or any error, omission or defect in the information contained in this communication. Information contained in this communication should not be relied upon and interest parties much rely on their own enquiries.





motionproperty

PH: 1300 850 730 WEB: motionproperty.com.au
Level 5, 132 Albert Road, South Melbourne 3205 VIC