

WE KNOW SOUTH YARRA

SUBURB PROFILE



motionproperty

SOUTH YARRA



4.0km

Distance from GPO



25.1k

Population

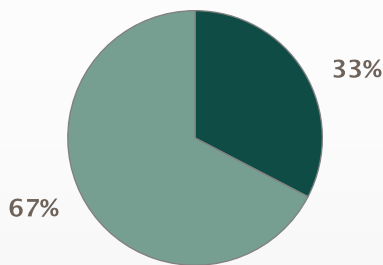
↑31.4%

5 year population change

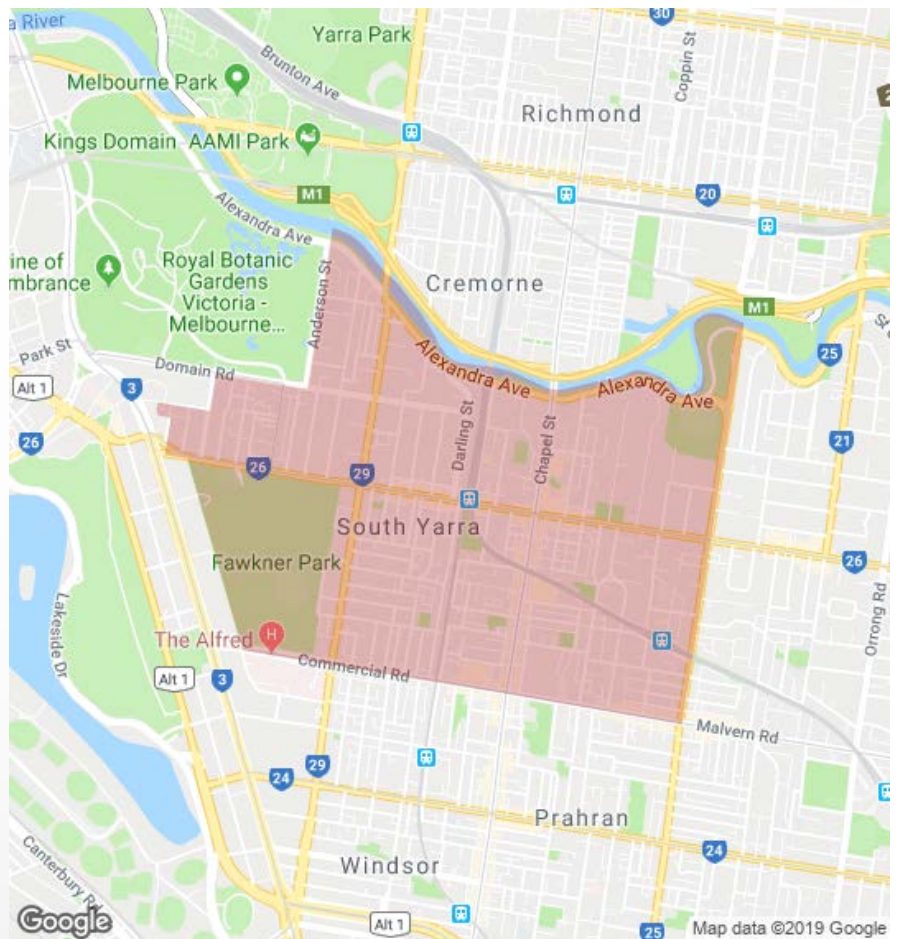


9 years

Average length of ownership



Owner Occupiers Renters



The size of South Yarra is approximately 3.6 square kilometres. It has 17 parks covering nearly 17.1% of total area. The population of South Yarra in 2011 was 19,134 people. By 2016 the population was 25,143 showing a population growth of 31.4% in the area during that time. The predominant age group in South Yarra is 20-29 years. Households in South Yarra are primarily childless couples and are likely to be repaying \$1800 - \$2399 per month on mortgage repayments. In general, people in South Yarra work in a professional occupation. In 2011, 36.8% of the homes in South Yarra were owner-occupied compared with 32.6% in 2016. Currently the median sales price of houses in the area is \$1,557,500.



Total dwellings



Total new listings*



Median Value



Total number currently listed



2,729

114

\$1,450,230

25



15,048

687

\$532,569

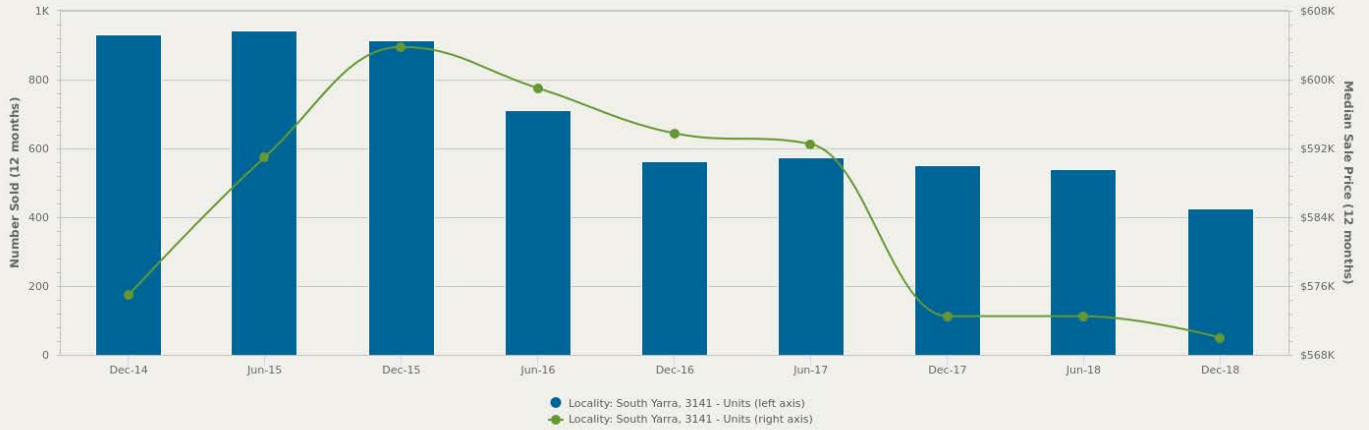
294

*Total number of unique properties listed for sale over the past 12 months.

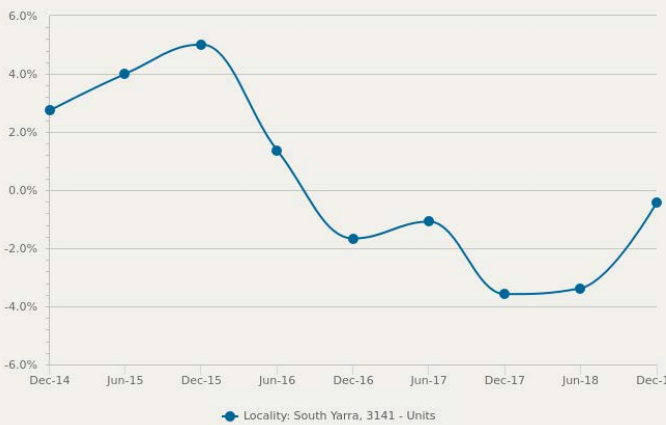


UNITS: FOR SALE

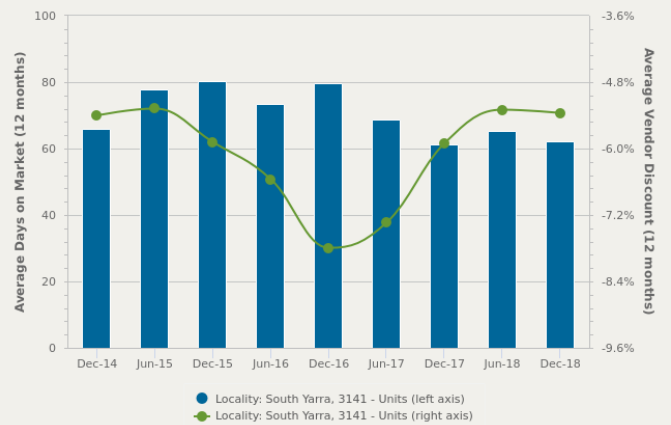
Number Sold vs. Median Sale Price



Change in Median Price



Average Days on Market vs. Average Vendor Discount



\$\$\$

Upper Quartile Price*

\$750,000

The 75th percentile sale price of sales over the past 12 months within the suburb.

\$\$

Median Price*

\$570,000

The middle sale price of all transactions recorded over the past 12 months within the suburb. Note that sale prices lower than \$10,000 and higher than \$80,000,000 are excluded from the analysis.

\$

Lower Quartile Price*

\$410,510

The 25th percentile sale price of sales over the past 12 months within the suburb.

*Statistics are calculated over a rolling 12 month period



UNITS: MARKET ACTIVITY SNAPSHOT

















ON THE MARKET

RECENTLY SOLD

 101

 1
BEDROOMS

















 77

 <p>402/7 Claremont Street South Yarra VIC 3141 Listed on 18 Mar 2019 Contact Agent</p>	 -  1  -	 <p>11/12 Tivoli Road South Yarra VIC 3141 Sold on 16 Mar 2019 \$288,000*</p>	 -  1  670m ²
 <p>304/60 Garden Street South Yarra VIC 3141 Listed on 18 Mar 2019 \$130,000-\$140,000</p>	 1  1  181m ²	 <p>5/10 Affleck Street South Yarra VIC 3141 Sold on 16 Mar 2019 Not Disclosed</p>	 1  1  -

 133

 2
BEDROOMS









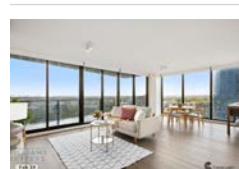







 93

 <p>1504/50-54 Claremont Street South Yarra VIC 3141 Listed on 19 Mar 2019 \$590,000</p>	 1  2  3,273m ²	 <p>23 Myrtle Street South Yarra VIC 3141 Sold on 16 Mar 2019 \$960,000*</p>	 -  1  108m ²
 <p>1315/7 Claremont Street South Yarra VIC 3141 Listed on 18 Mar 2019 Contact Agent</p>	 1  1  -	 <p>105/5 Wilson Street South Yarra VIC 3141 Sold on 14 Mar 2019 Not Disclosed</p>	 1  2  366m ²

 57

 3
BEDROOMS

 21

 <p>53 Garden Lane South Yarra VIC 3141 Listed on 18 Mar 2019 EOI Closing Monday 15th April at 12.00pm</p>	 3  3  283m ²	 <p>3/44-48 Walsh Street South Yarra VIC 3141 Sold on 14 Mar 2019 Not Disclosed</p>	 1  2  663m ²
 <p>1805/18 Yarra Street South Yarra VIC 3141 Listed on 18 Mar 2019 \$1,050,000</p>	 2  2  -	 <p>46/100 Commercial Road South Yarra VIC 3141 Sold on 26 Feb 2019 \$1,050,000*</p>	 2  2  -

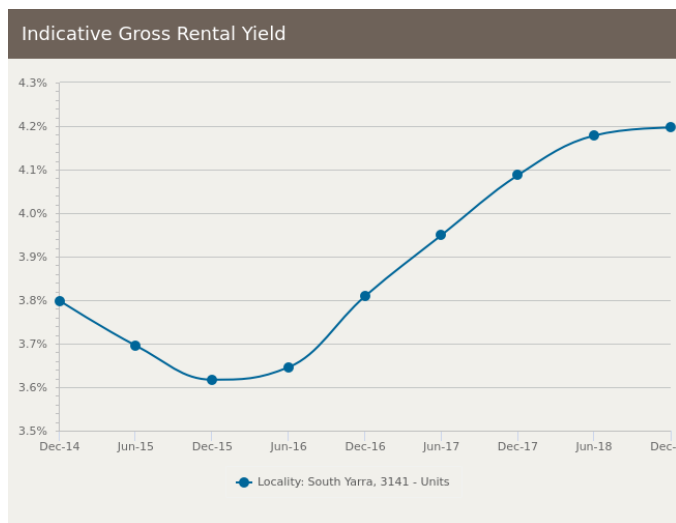
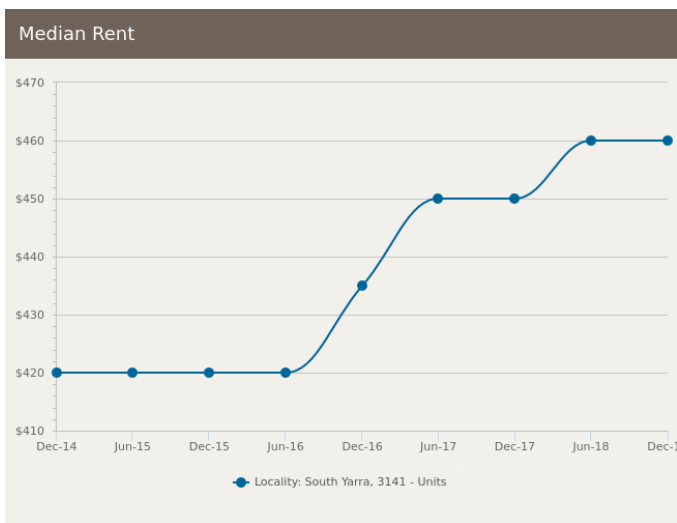


= number of units currently On the Market or Sold within the last 6 months

*Agent advised



UNITS: FOR RENT



UNITS: RENTAL ACTIVITY SNAPSHOT

FOR RENT

208

1
BEDROOMS

<p>8/5 Barnsbury Road South Yarra VIC 3141 Listed on 18 Mar 2019 \$295/W</p> <p> 1 1 85m²</p>	<p>1208/665 Chapel Street South Yarra VIC 3141 Listed on 18 Mar 2019 \$475/W</p> <p> - 1 1,172m²</p>
---	--

192

2
BEDROOMS

<p>4/16-18 Arthur Street South Yarra VIC 3141 Listed on 18 Mar 2019 \$740/W</p> <p> 1 1 119m²</p>	<p>1/3 Barnsbury Road South Yarra VIC 3141 Listed on 18 Mar 2019 \$450/W</p> <p> 1 1 1,137m²</p>
---	--

26

3
BEDROOMS

<p>2/17 Nicholson Street South Yarra VIC 3141 Listed on 18 Mar 2019 \$780/W</p> <p> 1 2 98m²</p>	<p>4/388 Toorak Road South Yarra VIC 3141 Listed on 18 Mar 2019 \$700/W</p> <p> - 1 5,467m²</p>
--	---



= number of units observed as On the Market for Rent within the last month

Disclaimer

CoreLogic Disclaimer

Whilst all reasonable effort is made to ensure the information in this publication is current, CoreLogic does not warrant the accuracy or completeness of the data and information contained in this publication and to the full extent not prohibited by law excludes all for any loss or damage arising in connection with the data and information contained in this publication.

The listing prices shown represent the first and last listing price CoreLogic recorded in the advertising campaign for the property. In some instances we may have derived the price from the advertisement text. Where we have been unable to derive the price from the advertisement text (for example "Auctions"), the discount calculations will be unavailable.

Census statistics are provided by the Australian Bureau of Statistics (ABS) available at <http://www.abs.gov.au/> under Creative Commons Attribution 2.5 (<http://creativecommons.org/licenses/by/2.5/au/legalcode>).

State Government Copyright Notice and Disclaimer

VIC - The State of Victoria owns the copyright in the Property Sales Data and reproduction of that data in any way without the consent of the State of Victoria will constitute a breach of the Copyright Act 1968 (Cth). The State of Victoria does not warrant the accuracy or completeness of the Property Sales Data and any person using or relying upon such information does so on the basis that the State of Victoria accepts no responsibility or liability whatsoever for any errors, faults, defects or omissions in the information supplied.

Publisher

RP Data Pty Ltd trading as CoreLogic Asia Pacific
ABN 67 087 759 171
P: 1300 734 318
E: support@corelogic.com.au

Motion Property Disclaimer

All information contained in this communication is to be used as a guide only. Motion Property has no belief one way or the other as to whether the information contained in this communication is correct. Motion Property and its employees do not accept any liability (direct or indirect) for the accuracy of the information, any injury, loss, claim, damage or any incidental or consequential damages, including but not limited to lost profits or savings, arising out of or in any way connected with the use of any information, or any error, omission or defect in the information contained in this communication. Information contained in this communication should not be relied upon and interest parties much rely on their own enquiries.





motionproperty

PH: 1300 850 730 WEB: motionproperty.com.au

Level 5, 132 Albert Road, South Melbourne 3205 VIC